

“ PREDATORS ON THE INTERNET”

By *Rory Ries*

A recent statistic showed one out of three female teenagers have been approached by an adult while on the Internet. Being approached simply means the young lady or maybe even a young girl was contacted while she was in a chat room or online. In most cases the approach by the adult is to eventually seduce the young person into setting up a time and place where they can meet.

The computer can be a very handy tool for writing to our family members who may not be living at home, doing some research, or doing some work while we are not at the office. It has also become a tool for hundreds of thousands of teenagers to spend time chatting with many different people. Some of those people may be totally strangers and some may be on the hunt looking for a helpless victim. These older men we mentioned above are seeking out young females who seem to be naive to the worldly ways. They also may be very needy.

The other concern is the market online for pornography. There are now several hundred thousand pornographic websites online. Some of these websites include child pornography. It is easily accessible. Not only do we, as parents, have to protect our children from those out on the streets, we have to protect them in the comforts of our own home. Pornography is geared to attract young people. This multi-billion dollar business seeks out our children just like the cigarette companies and the alcohol commercials.

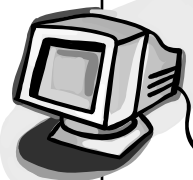
The perpetrator who seeks out to capture the interest of a young girl on the Internet is no different, and he knows the percentages of getting caught are slim. Just like the makers of pornographic material know they can pretty much have their way. They even have the audacity to cry out for protection under the first amendment which is freedom of speech. The Founding Fathers of this once great nation would be turning over in their graves if it was possible for

them to know how sickened and unjust our country has become.

We, as parents, can speak up but it would probably fall on deaf ears. There is One, however, who is willing to listen to what we have to say. Our prayers are a sweet aroma to Him. Our children need His protection as they go about their daily activities. Unfortunately, many of them have too much free time on their hands and there is a lack of parental control. That free and unsupervised time can lead them into a dangerous situation.



We, as responsible parents or adults, need to be involved in what is going on in the family. It is a difficult time we live in and normally both parents have to work. Who is left with the children while they are at home and the parents are both working? Many teenagers are left at home alone and have way too much time on their hands so it is easy for them to get into trouble. The other problem many teen-agers face is they are growing up in single parent families. There are more children growing up in single parent families now than those who are being raised by a family where both parents are in the same home.



(Continued on Page 3)

IN THIS ISSUE

ARTICLES

“Predators on the Internet”	1, 3
PERSONAL NOTE and “Pass It On”	2
“Internet Safety Tips”	3,8
Feast Spells Fun (Activities)	4,5
Feast ABC’s	6
Creation Corner	7

Personal Note

Hello Everyone,

Here we are again with the Summer-Fall Issue. Right now most of us are in the heat of summer, but as we all know, it won't be too long before the Fall Holy Days are upon us. Our plans and reservations are already made and we'll be attending in Branson, Missouri this year. Hope to see some of you there.

We're very excited about this issue. For quite awhile, we've only had a 6 page issue but this time we have an 8 page issue. Thanks to more contributors we were able to come up with 2 extra pages. Do any of you remember when we had a 12 page issue?

We have two new contributors in this issue, Doyle Carter and Karen Meeker, who have written other published materials. Diane Kleeschulte is back with more new ideas and has started a column called "Creation Corner", which she plans to be a regular feature. And Rory Ries is also contributing articles again. He wrote the lead article on the first page titled "Internet Predators", and Doyle Carter's article on "Internet Safety Tips" fits right in. Karen Meeker has a two-page spread detailing some "Feast Spells Fun" activities that can be done at the Feast this year. Diane Kleeschulte shares an idea of a feast activity that can be done before or after the feast in her "Feast ABC's" article. Don't forget to read her "Pass It On" article. I've also included a couple of puzzles for the kids.

I want to thank all those who contributed to this issue. Also if any of you readers have some ideas, written articles, lessons or activities that you would like to share with others, please get in touch with me at the address below. If you would like to become a contributor, please email me or write to me. We need your input!

Until next time,

Shelby Faith

P O Box 183

High Ridge, MO 63049

Email: sfaith@mindspring.com



"Pass It On - Two Paths"

By Diane Kleeschulte

"He restores my soul; He leads me in the path of righteousness for His name's sake." Psalm 23:3

Not a day goes by that I am not reminded of where I was before God's Words convicted me that there was a better way to live than the way I had made for me. (Deuteronomy 5:6) How about you? The reminders of days past (before God's way) often come after a situation in which I could have taken one of two paths; my way or His way.

Ideally speaking I would realize this choice during the situation, and it does sometimes happen that way. But often I sail or tumble through a life situation and then realize the two choices. Time for reflection then sets in. Did I choose the better way - His way? Or did I fall short and choose mine? Being aware of these two paths should always be first and foremost as we live each day. But does it? And if it does, is it often enough to make a difference to those we live with, and around, on a daily basis?

These are reflections that will make an obvious impact on how others perceive our commitment to our Christian walk. Choosing the "me" path will tell others through your speech and actions that you are more important than the God you made a commitment to. God's word tells us how we should live and Jesus Christ Himself is our object lesson each day. (Micah 6:8) By taking the "me" path we compromise our Christian reflection to unbelievers and give them the opportunity to attack.

In the long run this vulnerability weakens our walk and makes more likely our stumble and fall (with bumps, bruises, and scrapes) along the "me" path. (Psalm 73:2) However, making the best choice, His way, gives us so much opportunity for others to see our Father and His promises it amazes me that I ever fail to choose this path! (Psalm 16:11) Somehow I am able to convince myself that everything will be easier if I just do it my way. And inevitably I end up with confusion, pain, and heartache.

But God's way offers a direction with heavenly rewards! It is a path that leads us to eternity with Him and His Son. Sure, there will be some adventures along the way and dangers to encounter, but He has assured us that He is our guide and provider. His way is not the easy way, but it comes with such a reward! He knows that we will be tempted to live unto ourselves and that we can be led down that other path so easily. (Hebrews 4:14-16) But His Son taught us about faith, hope, perseverance, and love.

In our daily walk we must remember that others will see us at the crossroad of two paths. We must try to live each day with few regrets or guilt. We each must remember where we were, why our way was not best, and the better choice we made for Jesus Christ and His Father. (Hebrews 12:1-3) Our choice of paths will reflect who we serve; ourselves or Him. What path will we choose today? Stop, look both ways, and as we learn to walk the path with Him, don't forget to be a good steward of the word: we must pass it on!

"PASS IT ON"

("Predators On The Internet" - Con't. from Pg. 1)

What does God say about all of this? First of all He says the faithful city has become a harlot (Isa. 1:21-23). It could also mean this country has become a harlot. Our princes have become companions with thieves and they love bribes. There is a lot of money being passed around from one hand to the next to keep the pornography business booming. Nor has there been any progress made from our law makers in closing down this horrific enterprise.

God also says He will forget our children (Hosea 4:6). He says since we have forgotten the law of God, He will forget our children. For lack of knowledge we will be destroyed. Knowledge of God and obedience to Him is the key for a country to have peace and abundance. Unfortunately, since our leaders have removed God out of our schools and they have tried to destroy God's Law, sin has become more prevalent and is running rampant from city to city.

What can a parent do? Be more aware of the activities that our children are involved in while we are not there. There are parental locks and programs we can install on the computer. Also, a parent can become familiar with some of the popular websites where teens visit like myspace.com. Some chat rooms and websites are a haven for some predator looking for an unsuspecting prey.

Then there is another way where we can seek immediate intervention and be comforted by the Creator who knows all things. God promises it will go well with our children if we keep His commandments (Deut. 5:29). We are also told to teach our children diligently about who God is and what a great plan He has for those who desire to obey Him. Acknowledging God and His ways by writing His commandments on our doorposts and gates will bring us many blessings.



Solomon said if we treasure God's commandments we will find the knowledge of God (Prov. 2:1-15). He promises us He will be our shield. When we pass on the knowledge of God to our children they too will be protected and they will be delivered from the way of evil and from those who are perverse. Our children will also be able to discern right from wrong and the desire to chase after the world and it's ways will eventually pass.

It is a difficult time we live in and every parent needs help in training up their children in the way they should go (Prov. 22:6). The Eternal Father is willing to be found, along with His son, Jesus Christ. There is no problem or task They cannot help you with and resolve. The church that Jesus Christ leads is also there to assist and offer support. No one has to face these challenges alone.



"INTERNET SAFETY TIPS"

By Doyle Carter

Recently at the church in Tulsa where I attend, one of the speakers, who is a teacher in a local school system, spoke about child sex offenders and how this problem is growing worse. He personally knew of two cases in the Tulsa area. One case involved a ten year old girl, the sister of one of his students. She was raped and murdered by a child predator. The other case involved another teacher was accused of sexually attacking one of his teenage students. The families in each of these cases have been wrecked due to the events that have occurred. One point of the sermonette was that child predators use the Internet to locate their victims.

The number of children using the Internet has increased over the years. It was estimated that in 1995 two million children had access to the Internet at home. By 2002, it had increased to forty-five million children and in 2005 it was estimated that 77 million children had access to the Internet. From 2 million to 77 million in 10 years is an enormous and remarkable increase. This is an increased risk factor to the children, who need to be cautioned about whom they are chatting with and to whom they share information with.

Even the parent's job of taking care of their children in this area has become more complex due to the fact that young children and teenagers are able to use the Internet in places that parents cannot easily supervise, such as at friend's homes and public libraries. Plus, it is easier for many young people to log on to adult sites which have materials that are not suitable for them.

After doing some research on the Internet, I came up with some safety tips that may help keep your children safer while they are using the Internet. Adults and parents can use these tips to protect themselves and their families.

1. Keep your passwords private from every one, even a very close friend. By not sharing your passwords, you avoid the risk of other individuals reading your e-mails or accessing any web page that you own and operate. Plus, it prevents others from using your e-mail address to send a virus or other items that are inappropriate.

2. Don't share photos of yourself, your family, or even your home with individuals that you meet online. Remember, you are unsure if these individuals are who they say they are.

For example, "Dateline" on TV has caught many child predators on taped shows, who were online with teenagers and offered to meet these individuals that they were chatting with



(Continued on Page 8)



F-E-A-S-T Spells FUN!

By Karen Meeker

It won't be long until summer begins to wind down, and cooler temperatures coax out the brilliant colors of autumn; sure signs that the Feast of Tabernacles is just around the corner. Parents take care of the obvious: time off from work; excused absences from school; clothes for every occasion (and temperature); and of course, accommodations at the site of choice. Kids, on the other hand, often look to the more important part of the Feast—how to have fun!

Many Feast sites are located in areas that have family-friendly activities available. And there's always the ubiquitous mall when all else fails. But what of activities that revolve around the meaning of the Feast itself? That build lasting foundations over time? That make the Kingdom of God real in the minds of our youngsters?

Following are some suggestions of activities which might insure that the *Feast spells fun*. Some will require specific places where kids can work, and blocks of time for discussion and interaction. Others are less structured and will work without a special room or a teacher. They target what might be called our “*tweeners*” (grades five through seven) but with a little imagination can be tailored to fit most age groups. These can be especially effective at smaller Feast sites where all age groups mingle together in a family atmosphere.

- Arrange to have a designated “Kid’s Corner” or “Tween Table” someplace in the meeting hall. Decorate the area with fun tablecloths, pictures, posters, banners, bulletin boards, and the like. Plan to have new activities available for three or four days. Perhaps a jar of treats would encourage a daily visit to the area, and also facilitate making new friends or meeting old ones.
- General Activities: (Use only one or all three—whatever works best for your group and location.)

DAY ONE

Assignment: “Find Someone Who....”

- The assignment sheet lists ten or more people for the children to hunt for.
- Once they find an appropriate person, that person will sign the sheet opposite his description.
- Have the children turn in their signed sheets the next day when they pick up the new assignment.



Example:

1. Find someone who is wearing a red dress.
2. Find someone who lives in a different state or country.
3. Find someone who is a teacher. (Often the coordinator knows of specific individuals who will be attending the site, and can tailor the questions accordingly.)

DAY TWO

Assignment: “Helping Hands”

- The assignment is to perform a service or good deed by helping someone, or volunteering to help at the Feast site itself.
- Record the deeds on the Helping Hands Log sheet.



(Continued on Page 5)

- Again, they are asked to turn in the Log sheet, signed by themselves and their parents stating that they completed this activity.

Example: The Helping Hands Log might include spaces for Time, Location, Deed and Signature.

DAY THREE



Assignment: “The Best Thing About the Kingdom of God Is...”.

The completed assignment is turned in at the “Tweeners Table”, to be displayed for the congregation to enjoy.

Example: On an assignment sheet, ask kids to complete this project in the form of a poem, a drawing, photo, or an essay.


Bonus: A **bonus activity** of memorizing the Ten Commandments could be assigned on Day One, with a time limit of three or four days. Kids are to memorize the Ten Commandments (coordinator can decide whether the long or short version of the commandments should be used) and recite them from memory to an adult, who then signs off on the activity. If a child does all the above activities plus the memory work, he or she will be rewarded in a ceremony with a certificate, and possibly a gift Bible. (Bibles can be purchased inexpensively ahead of time or donated by members.)

- **Discussion Groups:**

1. Using Isaiah 2:4, ask “tweeners” to choose a weapon of war, and adapt it for a peaceful purpose. Coordinator would provide pictures of various weapons and military implements. The child would choose one, describe the changes, how it would work, and provide illustrations. These could be turned in at a designated time, and then displayed in the meeting facility. This could also be adapted to a family activity with posters, models, etc. Special mention could be made from the pulpit for exceptional thought and creativity.
2. Using Isaiah 35, develop a theme around the desert blossoming like a rose. Explore environmental changes in the Kingdom and provide activity sheets for the day. Possible activities might include a True & False Quiz about deserts, crossword puzzles, word searches, and creating a specific plan for restoring productivity based on the scriptures (example of the land Sabbath, etc.).
3. Theme: King and the Kingdom
 - Discuss current governments, using T & F quizzes, crossword puzzle, matching, or word search formats.
 - Ask participants to name all the kings they’ve ever heard of.
 - List problems with today’s governments.
 - Review God’s requirements for leaders (ex. Deuteronomy 17:14-20).
 - Contrast man’s government with the Kingdom of God.

Assignment: Take the city/town in which you live and describe how it will be different in the Kingdom based on scriptures. This could be done in poetry, charts, maps, artwork, or essays.

4. Golden Rule—A Guide for the Kingdom
 - “Tweeners” would be asked to participate in a service project during the Feast. This might include activities like passing out songbooks, helping with ushering, helping with handicapped attendees, performing special music, or a service specific to the venue where the Feast is being held.
 - Another possibility is to encourage kids to keep a log during the Feast noting good deeds done by themselves and/or good deeds they witness being done by others. Log forms could be furnished at the designated distribution point for “tweener” activities.



“Feast ABC’s”

By Diane Kleeschulte



This year I am going to try to do something a little different with my students before we all leave for the Feast of Tabernacles. When we meet again in August I will ask them to help me write an alphabet book about the Feast of Tabernacles. This is the way I see it working for me but, as you know, flexibility is the key word when you are working with children!

- **Topic:** Feast ABC’s
- **Objective:** The students will share their knowledge and experiences of the Feast of Tabernacles to create and share a class ABC, or alphabet book, with others.
- **Lesson:** Read Leviticus 23:33-44, and/or other related scriptures. Discuss how we observe the Feast: worship with joy is our number one focus! Where do we go to observe the Feast and worship God and His Son? How do we express joy at the Feast?

These are just examples of questions that can be asked during the scripture reading of the lesson.

(If there is a student who has not yet attended a Feast, the other students can explain and share their experiences to help draw them into the discussion.)

- **Activity:** After explaining the lesson objective, give each student a piece of notebook paper and ask them to write down as many things as they can about the Feast of Tabernacles for each letter of the alphabet. They should be drawing on the lesson, as well as personal experience, if possible. At first they should work alone; after about ten minutes let them work together.



For the next several weeks, work on the book together: proofread, edit, and illustrate. Include a title and author pages to the book. Provide scriptures as necessary to each page to emphasize the meaning of the Feast. Practice how the book will be presented to an audience during a scheduled “Book Share”.

Secure a day and time for the Book Share and make invitations for parents and others to attend. Plan to take pictures of the experience and, of course, serve refreshments!

- **Book Share:** A presentation of the history of why and how a book was written. Usually this includes all collaborators; writers, editors, and illustrators.


- **Alternative activity:** Instead of making one class book, each student can create their own.
- **Materials/Supplies:** paper, lined/unlined; markers/color pencils; pictures/photographs; rulers, glue, tape, etc.



Creativity usually takes several directions. The materials you gather for day one may change as you get input from your students, especially if they have had any scrap booking or art experience. And they may decide to create a pop up book or oversized book! Be open to their suggestions within reasonable limits.

In closing, I will let you know how this all works for me. How about letting us know if you taught this lesson, and how it worked for you? As always, good teaching!

Feast of Tabernacles Crossword



Across

1. the seventh day of week
3. to gather in the yearly produce
5. God's written word to us
6. parents, children are called a f_____
7. happy activities
8. a church function where people gather to worship God
9. what we eat to stay alive
10. how we give honor to God

Down

1. unique, different
2. Feast of T_____
4. seven days equal one w_____
6. people we like are called f_____
7. a time for worship, feasting and enjoyment

WORD BANK: bible, family, feast, food, friends, fun, harvest, Sabbath, service, special, Tabernacles, week, worship

By Shelby Faith



Creation Corner

"God's Majestic World"

By Diane Kleeschulte

What a wonderful world our God created for us! There are so many sights and sounds to observe and hear that there does not seem to be enough time to appreciate them all. The purpose of this article is to just sit back and learn a little about one of God's creations. As you read a little about His creation, perhaps you will be motivated to learn a lot more about God's majestic world!

Have you ever been to the deserts of North America? Most vacationers will head out to lakes and beaches, but some travel to the west and southwest regions of the United States. There they will see a very different landscape that will possibly include the state flower of Arizona: the Saguaro, or Giant Cactus. The Saguaro (sawarro) has a creamy, waxy white flower with a bright yellow center. The fruit of the flower is edible and I wonder what it tastes like. This cactus sucks up very large amounts of water that are stored in its stalk and roots. How does the Saguaro get its water in the desert?

The spines of the Saguaro are heavy and sharp, so beware! When reading about the Saguaro I was surprised to find it the state flower of Arizona when it is actually a tree! Also, the Saguaro is a slow grower but will eventually grow to about fifty feet tall. Because of its size some desert animals, including owls, make their homes in the arms of the Saguaro. Have you ever seen this kind of cactus? Without finding a picture of a Saguaro, can you now draw one from the description above?



In Genesis 1:11-12 we read about the third day of creation when God said, "Let the earth bring forth...the fruit tree that yields fruit according to its kind... and the earth brought forth...the tree that yields fruit... And God saw that it was good." What a wonderfully creative God we have! Not all trees are alike, nor do all bear the same fruit! (Not all men or women are alike either, nor do we all bear the same kind of fruit when we are doing God's work!) To find out more about the days of creation read Genesis chapter 1 and 2.

Here is some information you may find helpful as you further your personal study of the Saguaro or Giant Cactus: scientific classification and name: "cactaceae" and "carnegiea gigantea. Have a blessed study as you learn more about God's majestic world!

• **Activity ideas just for you:**

Create a book, with illustrations, on the Saguaro and its uses for animals and people. Or, make it a pop-up book! Be creative and come up with your own book ideas.

Are all cacti the same? Research other types of cactus trees and compare them with the Saguaro. Then, make a poster that

tells how they are alike and different.

Write a song that includes a detailed description of the Saguaro. Start with a familiar tune such as "Mary Had a Little Lamb".

Take a trip to the local nursery to find different cacti that you may be able to grow in your region of the country. How does it grow differently in your region than in another region of the United States? Keep a diary or journal of your growing cactus. Label your pictures so you will remember when and why they were drawn.

For further reading check out this book or video from your local library: Desert Giant: the world of the Saguaro Cactus- Barbara Bash.

"Creation Bible Study"

Ages 6-10

"In the beginning God created the heavens and the earth." Genesis 1:1

Beginning: The start of something

Creator: Someone who creates or makes something. The Bible tells us that God is the Creator of the world. God, the Creator, was around at the beginning of everything.

1. How many days did it take God to create the world?

2. Name some things God created/made. _____

3. What were the names of the first two people God made?

4. Name some things that people make. Example: cars, houses, clothes. _____

5. How many words can you make out of the word "creation"?

By Shelby Faith

("Internet Safety Tips" — Con't. from Page 3)

on line. By offering photos on the Internet, you give these sex offenders an idea what you look like and possibly where you may live.



When using chat rooms or websites like myspace.com or sending e-mail, you and your children should never give names, addresses, phone numbers, or other personal information.

Note: child predators are now on myspace.com. This site started off with a good idea for teens to meet each other, but now it has become unsafe to offer personal information due to the fact that many predators pretend to be teens to trap children and teenagers.

In fact, your e-mail address should not contain your name or any similarities to it due to the fact that now individuals can research names on the Internet and can find individuals.

Those sites on the Internet which offer assistance in finding someone from high school, or whatever, does a disservice to our need for privacy for parents who have children or just for those individuals who just wish for privacy.

Even as an adult, it would not be advisable to answer e-mails from individuals who ask for credit cards numbers or home address or phone numbers. Many of these e-mails are scams and someone may be trying to steal your identity or empty your bank account.

3. If you receive e-mail from an unknown source or if an e-mail has an attachment that you are unsure of, you should delete it because it may contain a virus that could infect your computer or contain a program that could allow others to track your Internet history.

4. Be aware that whatever you write and send in an e-mail or post on a chat room is not private, which includes websites like myspace.com.

5. Remember that not every one is who they say they are; and never offer to meet anyone from online. Again, Dateline has caught many child predators who have tried to meet young teens from the Internet.

6. Children are to be aware that there are "adult only" sites and to avoid them. If in doubt, they are to ask their parents on this matter as to which site is appropriate for them to visit. Your child/children may not like the control on this matter, but it is better then what can happen if they get careless.

7. You should be aware of the online service provider who can assist you when you think that someone is being

abusive on chat rooms or websites. Many websites are working hard to provide a way to report abuse on their sites and are willing to assist in any way possible.

For example, rumescape.org has a place in the game where the child or teenager can report abuse or scamming on the game. If the accused player has more than three complaints then their account is removed or disabled quickly.

These are just seven tips that I discovered from a simple research on the Internet. On a positive side, the Internet, if safely used and correctly handled, can offer many opportunities for good research for information and other fun items such as games.

I encourage you to follow these seven tips on how to be safe on the Internet; and as you are being safe on the Internet enjoy the many informational sites and games offered on it.

BE AWARE ALWAYS!

CONTRIBUTORS NEEDED!

If you would like to become a contributor to the TODAY Newsletter, please get in touch with us at the address on Page 2. We need articles, lessons, activities, ideas; anything that would be helpful to parents and teachers for Sabbath School or at home teaching.

THANKS!!!

T.O.D.A.Y. NEWSLETTER

A Quarterly Publication by:

Churches of GOD Outreach Ministries

P.O. Box 54621, Tulsa, OK. 74155-0621

www.cgom.org

Shelby Faith - Editor/ Coordinator

T.O.D.A.Y. CONTRIBUTORS

Doyle Carter Shelby Faith

Diane Kleeschulte Karen Meeker

Rory Ries and YOU!

"Children's children are the crown of old men; and the glory of children are their fathers" Proverbs 17:6