

Special Issue

TEACHING OBEDIENCE, DISCIPLESHIP, AND AGAPE TO YOUTH

Special Issue

FOR CHURCH, HOME, AND SCHOOL

"ESTABLISHING THE CHILDREN"

By Bill Faith

A recent article printed in the United Kingdom by Victoria Combe, a religion correspondent, titled "Schools to Show 'Cocaine and Sex' Film About Jesus" reads as follows. "A film crammed with references to sex and drugs and featuring Jesus as a 15 year old schoolboy and Mary Magdalene as a single mother is the latest ploy to woo young people back to church."

"In an effort to curb the decline in young churchgoers, a missionary agency has made a 30 minute film with teenagers playing the leading parts."

"Called 'An Absence of Stones', the film will be screened in secondary schools with the aim of convincing teenagers of the relevance of the Bible to their lives. It contains references to drugs and violence with the Judas figure portrayed as a drug-taking schoolgirl who betrays Jesus for a 'hit' of cocaine."

"At one point Jesus accompanies Mary Magdalene to an abortion clinic, although he says he 'hates' what she has done. In the end she decides to keep the baby."

"Instead of a crucifixion scene, Jesus is murdered by a school friend, and is resurrected in a Leicestershire beauty spot. Nigel Roberts, script writer and producer for Youth for Christ, said his aim was to defy the churches' stuffy image..."

One has to wonder how a missionary agency can expect to bring young people back to church hoping for them to respect and understand God's truth when they don't teach and respect it themselves.

This article brings to mind what the Apostle Paul told Timothy in II Timothy 4:3-4. ***"For the time will come when they will not endure sound doctrine, but according to their own desires... and they will turn their ears away from the truth, and be turned aside to fables".*** One of the definitions of the word fable is "A

story not founded on fact". It is sad when religious organizations turn to fables to interest people in God.

Another recent article, also by Victoria Combe, titled "Young Christians Back Unmarried Sex", reveals that "Young Christians disagree with their churches' moral teachings and believe sex outside wedlock is morally acceptable."

"A survey of social attitudes among teenagers of all faiths found that while most Muslims accepted their religion's values, Christians did not... Eighty-two per cent of young Anglicans reject life-long marriage and believe divorce is acceptable. Among Roman Catholic teenagers, 85 per cent dismiss their church's teaching that sex outside marriage is wrong."

"In comparison, 42 per cent of Muslims believe divorce is wrong and 49 per cent say sex should be confined to marriage. Half the young Roman Catholics thought abortion was wrong and 31 per cent of Anglicans. Most Muslims, 58 per cent, were against abortion." (The questionnaires were completed by 15,000 children aged between 13 and 15.)

(Continued on page 3)

IN THIS ISSUE

ARTICLES

"Establishing The Children"	1
PERSONAL NOTE	2
Visitor's Packet	3
Let's Sing & Who is Teaching Who?	4
How to Start a Sabbath School Class!	5
ACTIVITY SHEETS	6 & 7
Short & Simple Ideas for Sabbath School	8 & 9
Sabbath School Ideas for Small Classes	10
Resources Etc.	11
THE RESOURCE CORNER	12

Personal Note

Hello Everyone,

We hope you enjoy this special edition of TODAY. We have included some articles from past issues that we thought were interesting and informative, and worth repeating.

A few people got together several years ago and decided to put together a newsletter for parents and teachers, with the goal of helping each other in teaching and training our children in God's Ways. The first Sabbath School Newsletter went out in 1992, and there was a Sabbath School Teachers Conference held in April, 1993 in Indianapolis, IN. All teachers, parents and other interested parties were invited. It was so successful, that more conferences were held on an annual basis., and each year attendance grew.

Somewhere along the way, churches started splitting and many independent fellowships were developed. For a short time the Newsletter went by the wayside. However, in 1996, a few of the former Newsletter staff decided to step forward and again produce a quarterly newsletter called "S.S.T.N. Quarterly" (The Sabbath School Teacher's Newsletter Quarterly).

Beginning with the Summer Issue 1997, the name of the newsletter was changed to "T.O.D.A.Y". (Teaching Obedience, Discipleship and Agape to Youth. Now it's just called "TODAY", and is mailed out to anyone who wants to be on the mailing list.

It is our goal to be of service to all of you who are interested in helping teach and train our youth. We hope to support you in your efforts by offering resources, ideas, articles, crafts, lessons and other ways to teach our children God's Word.

We need your help too. We welcome your input and love to hear from you. If you know of resources, lessons, crafts, web sites and other ways to help our youth, please send these and any other ideas along to us. We also would like to take this opportunity to thank all those who have been helpful in the past and we look forward to hearing from all of you.

Shelby Faith

**Mailing Address: P.O. Box 183,
High Ridge, MO 63049**

Email Address: sfaith@mindspring.com

WHAT DOES "TODAY" STAND FOR?

TEACHING: What needs to be taught to our children - God's Word. By who - parents, teachers, and others.

Definition: To impart knowledge or skill in, give instruction, act of one who teaches, that which is taught; a doctrine or precept.

OBEDIENCE: Children need to be taught to obey God, parents, teachers, etc.

Definition: State or fact of being obedient, art or practice of obeying; to comply with or fulfill the commandments or instructions.

DISCIPLINESHIP: Children need to be taught to follow Christ, become a disciple.

Definition: A follower; any follower of Christ; pupil (to convert into a disciple).

AGAPE: Greek word for "Love". Children need to be taught to love God and love their neighbors.

Definition: A feeling of warm personal attachment or deep affection, as for a friend, parent, child; the benevolent affection of God for His Children or the reverent affection due from them to God.

YOUTH: Our children, from birth to adulthood need to be taught.

Definition: The time or condition of being young; early life; adolescence; the first or early period.

(Definitions: The American College Dictionary)

As parents and teachers, our goal should be to **teach** our children **obedience** to God's commandments and laws (by doing that children will also learn to respect us and others in authority); teach our children how to be a **disciple** of Christ, to be a follower of Christ; teach our children that God loves them and He wants them to love (**agape**) Him. This is the most important aspect we can teach our **youth**.

In teaching the above, our children can learn love, obedience, respect, honor, forgiveness, mercy, kindness, patience, joy, peace - all fruits of the Holy Spirit.

It's a worthwhile attainable goal that we should strive for in our responsibility to our children. **May God bless all of our efforts!**



(Continued from page 1)

Prof. Leslie Francis of Bangor University who conducted the research said, "These are highly disturbing findings for Christians. They demonstrate a significant gap between traditional church teaching on major moral issues and the beliefs of the younger generation."

This article also brings to mind the above scripture that was already quoted, *"For the time will come when they will not endure sound doctrine, but according to their own desires."* It seems that many teenagers want to have sexual relations and the freedom to have an abortion if needed. Therefore, they are allowing their own desires to be their guide rather than sound doctrine.

It's saddening when you see the statistics that reveal a large percentage of young people reject the truth and follow their own desires instead. What is a parent to do?

One thing parents can do is to follow the guidelines set forth in Deut. 6:5-12. *"You shall love the Lord your God with all your might. And these words which I command you today shall be in your heart."* "These words" refers to the ten commandments listed in the previous chapter. *"You shall teach them diligently to your children, and shall talk of them when you sit in your house, when you walk by the way, when you lie down, and when you rise up."*

In other words, you should try to find every opportunity you can to teach the ten commandments to your children. *"You shall bind them as a sign on your hand."* The hand is symbolic of what you do with your life. It is saying, therefore, to keep God's commandments in all that you do. Children are not easily fooled. They will know if you're only giving lip service to God, or whether you are truly living according to His way of life.

"And they shall be as frontlets between your eyes." Again in other words, they should be on your mind so that all your decisions are based on God's way of life. *"You shall write them on the door posts of your house, and on your gates."* Why would you put them on your door posts? Because that is the last thing you see as you leave your house. It is a reminder as you enter the world outside your home to keep His commandments. And assuming your yard is fenced in, they are on the gate reminding you that now you're probably going to see your neighbors, so remember to love your neighbor as yourself.

"And it shall be when the Lord your God brings you into the land which He swore to your fathers, to Abraham, Isaac, and Jacob, to give you large and beautiful cities, which you did not build, houses full of all good things, which you did not fill, hewn-out wells which you did not dig, vineyards and olive trees which you did not plant - when you have eaten and are full - then beware lest you forget the Lord who brought you out of the land of Egypt, from the house of bondage."


Although this scripture is referring to when the Israelites were brought out from Egypt, from the bondage of slavery, we can nevertheless identify with it, in that we were removed from the bondage of sin through the sacrifice of Christ. And now with all of our modern conveniences, electronic gadgets and abundance of food, let's not forget God.

We reap what we sow. Unfortunately, our nation is getting farther and farther away from God. Everyone seems to be wrapped up in themselves. If we are going to help establish our youth, we are first going to have to establish ourselves. God gave an astounding warning in Hosea 4:6 when He said, *"Because you have forgotten the Law of your God, I also will forget your children."*

It seems that all around the world we hear the slogan "Save the children". But in all sincerity, **if we are to save the children then we as parents are going to have to turn our hearts to God, and establish His law into our life. Once we establish ourselves, only then can we establish our children.**

Visitor's Packet of Fun

By Diane Kleeschulte



Sometimes we have visitors in our Sabbath School that are not in regular attendance. Your thoughtfulness can go a long way with young visitors when you present them with a "visitor's packet of fun". Easy to assemble, this packet is no more than a few "goodies" put together in a clasp manila envelope or a colored folder. Simply list a few items that you think visitor's in the following age groups would enjoy looking at, or doing, before, during, or after services, and assemble for use.


Age 5-7

Copy or make a color sheet or maze from a Bible story (Moses, David, Abraham, etc.). Include a small packet of crayons and a pencil. (Check the Bible book store for specialty pencils with the Ten Commandments or popular verses.) Include also an adhesive name tag. Make your visitor feel welcome, even for a day.

Age 8-11

The above idea can be used with this age group too. However, a Bible story, typed/copied with an activity sheet to accompany it should be included in their fun packet. Instead of crayons, maybe colored pencils or markers could be added.

(Continued on page 11)



Let's Sing!

By Cynthia Saladin

Almost everyone will agree that listening to our children performing special music enhances church services in ways that adults cannot. So why aren't there more children singing in churches? We, the adults, are so self-conscious about our own abilities that we pass on our inhibitions to our children. Children, for the most part, like to sing; they just have to be convinced that they aren't making a fool out of themselves. (Now, where did they get that idea?)

First, if you want children to sing, provide a confident role model for them to follow. Don't tell them through words or actions, that you are afraid of making a fool out of yourself. Jump right in! You'll be pleasantly surprised at how much fun you will have, and the kids will too.

Secondly, don't start with something too difficult. Success is one of the most powerful motivators, both for the children and the adults helping them learn how much fun singing can be. To that end, here is a list of resources to get you started. It is, by no means, a comprehensive list.

- "Praises for Children", Stamps-Baxter Music of the Zondervan Corp., PO Box 4007, Dallas, TX 75208
- "Scriptures to Sing", Lillenas Publishing Co., Kansas City, MO 64141
- "The Gift of Praise", Marantha! Music, WORD, Inc.

These publishers will undoubtedly have other music appropriate for children. Also, keep in mind Bill and Gloria Gaither have reams of music, easily learned, including "It's A Miracle", and "Jesus, I heard You Have a Big House".


Remember, it doesn't matter how much you know about music. Teaching children to sing, to enjoy praising our Father in song, is a beneficial step in the development of their relationship with God. So have fun! After all the psalms do not say that we have to be music perfect, they do say that we should make a joyful noise! Let's sing!



Who Is Teaching Who?

By Diane Whaley

A great reward of teaching Sabbath School is that you always learn in the process. Sometimes a particular topic that seems like a bad choice turns into a real learning process.



When we teach anything scriptural, God will provide a valuable lesson for us. We always hope that the topic will be interesting to our children but on occasion, a simple lesson is what's important. If you have an idea and can give the topic to your class in advance, see if your students can provide some information on that particular topic.

With an encyclopedia or home computer, someone in your class can come up with valuable information for the class. In the process of your students helping find information, they can contribute in the teaching.

We are all students in a sense and continue to learn throughout our lifetime. If a student has found something for you, allow him or her to read their contribution to the class. This can be a wonderful teaching/ learning experience for everyone.

In an older class, ask your students to give suggestions on what topics they would like to have taught and be prepared to learn.

Attention Sabbath School Teachers

Do you have a special teaching technique? Are you able to hold your students' attention? Do you have a technique that piques your students' interest and makes them eager to learn? Would you be willing to share your teaching technique with us through the "TODAY"? If so, write us at the address listed on page 2 of this issue!

How to Start a Sabbath School Class!

By Shelby Faith

What does it take to start a Sabbath School class? Not much; one or more children, one or more willing volunteers, a few resources and supplies, and a place in the corner. Most church groups can accommodate these requirements. Take first things first and go from there. Here are some basic questions to start with before you begin.



Children

How many children do you have, what are their ages, and how often do they attend? Are there enough for 2 or 3 age groups, or do you need to combine all age groups into a small class?

Volunteers

Who is willing to teach Sabbath School? (You don't have to be a teacher to teach.) Are there parents, young people, singles or older adults in your group? Men, as well as women, make good teachers. There may be enough volunteers so that you can rotate teaching and it will not be a burden on just one person.

Location

What about the location for a Sabbath School class? If you are renting a small building or hall, find a corner where you can set up a table and some chairs, and start the class about 30-45 minutes before services, and end just before the service starts. (Hint: End your class with enough time for the children to use the bathroom and get a drink of water so that services won't be interrupted.) This will not be as disruptive as having classes during services. If you have additional rooms that you can use for classes you can decide among your group what time would be the most convenient for classes. If you have a large additional room, you may be able to have 2 or 3 classes in the same room.

Resources and Materials

There are a great many resources available at local religious stores and bookstores. You can purchase Bible story coloring books, puzzles, games and other activities at discount stores for very little cost. (You may want to ask your local group if they would reimburse you for class costs.) See elsewhere in this issue for names and addresses for more resources, lessons and activities available.

Basic Materials

Crayons, washable markers, pens, pencils, scissors, glue, construction and poster paper, tape, stickers, hole puncher, stapler, paper clips, bulletin board and dry eraser board plus markers and eraser.

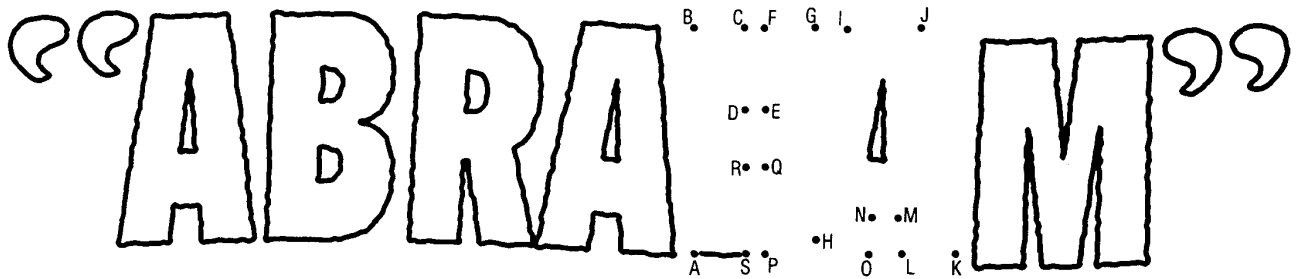
Things to Remember

The teacher and class do not need to be overwhelmed at first by lots of complicated lessons and activities. Start out slow and build your resources and materials as you grow. A very basic class can be started just using the Bible and a few materials. **For example:** Start the first class with the creation story. The younger children can learn about God making everything, including the animals. Tell the story about Adam naming all the animals. Show the class pictures of different animals and let them tell the animals' names. Then allow them to color a picture of their favorite animal and put their name on the picture. Tape the pictures on a bulletin board or on a string so that the congregation can appreciate the children's efforts. The older children can learn about the creation days, what was created on each day, how many were created, and how the Sabbath was created. You can make up crossword puzzles or word games to go along with the lesson. (**Example:** How many words can be made out of the word "creation"?)

The important thing to remember when you are just beginning is "Keep it Simple". Be sure and discuss your ideas about Sabbath School with others in your group, especially those who may have input about what to teach, location of class and class times. If your group has an elder, be sure and discuss all of this with him before starting a Sabbath School. Also, **be sure and allow time in your classes for discussions by the children, and allow them to give you feedback about the class, ask questions about the topic, etc.**

When God promised a son to Abram and Sarai, God changed Abram's name.

Connect the dots to find his new name. Then color the picture.



Name _____

CHILDREN'S
BIBLE
ACTIVITY SHEETS

ABRAM GETS A NEW NAME

GENESIS 17:1-27

Thirteen more years passed. Sarai was still childless. God appeared to Abram. He changed Abram's name to one that means "a father of many nations." Sarai's name was changed to one that means "princess." She would be "the mother of nations."

Write the words that fit the definitions. Transfer the letters to the boxes.

Worn on head to keep warm

5 1

Opposite of near

 6 3

A baby sheep

 4 7 2

A contest of speed

10 9

This grows on your head

12 11 10

Part of a constellation

8 11 10

1	2	3	4	5	6	7	

8	9	10	11	12

God told Abraham about something that would happen "by this time next year." What was it?

" a

$9 + 9 =$ $3 + 2 =$ $8 + 8 =$ $6 + 5 =$ $12 \div 2 =$ $6 + 6 =$

 , and .


$14 - 7 =$ $6 \times 2 =$ $9 + 2 =$ $4 \times 2 =$ $2 + 2 =$ $14 - 5 =$

I my with as an

$15 - 4 =$ $5 \times 2 =$ $8 + 5 =$ $2 \times 2 =$

 for his


$3 \times 5 =$ $20 - 7 =$ $7 \times 2 =$



Solve the problems, then use the code to fill in the blanks.

4 = him	11 = will
18 = Your	9 = Isaac
5 = wife	10 = establish
17 = after	13 = covenant
6 = bear	14 = descendants
12 = you	15 = everlasting
7 = son	16 = Sarah
8 = call	

Name _____



SHORT & SIMPLE IDEAS FOR SABBATH SCHOOL AND HOME USE

People often ask how to come up with ideas to use in Sabbath School or to teach children at home. You need to take some time and sit down with a pen and paper in a quiet place. Think about the age of the children you will be teaching, what will interest or motivate them, what story or lesson you want them to learn, how much time and what activities will be involved.

Here are a few short ideas to get you started:

1) **Let children tell a Bible story in their words.** Or let them write the story down and read it to the class.



2) **Have children write down a scripture, phrase, or draw a picture** on a round piece of thin cardboard. Make a hole in the cardboard and

thread yarn through it. Tie the ends together, making sure you use enough yarn so this can fit over their heads and hang around their neck.

3) **Let children say an opening prayer for class,** following your example. If children are shy or can't remember what they want to say, don't push. Allow children to write their prayer down and read it, if that helps.

4) **Have each child choose a name from the Bible, and tell about that person.**

5) **Make Bible story posters or murals** on a roll of shelving paper, poster paper, etc.

6) **Make Bible story books out of construction paper,** letting children color pictures and glue onto construction paper.

7) **Have one group act out a Bible story,** and let the rest of class guess which story it is.

8) **Let children make notices** for the church bulletin board regarding activities, lessons, etc.

9) **Play "Who Is It" game.** Let each child choose a Bible person and give clues to the rest of the class until the class guesses who the person is.



10) **Make a fishing pole (stick and string) with a magnet attached to the end.** On a table put fish-shaped cutouts with a letter on each fish., and attach a paper clip to each cutout. Let children "catch" fish, and name a Bible object, place or person beginning with the letter on their fish.

11) **Make cards for the sick, elderly and lonely people that are not able to attend church.** Use poster paper, construction paper or other plain paper that can be used for the cards. Allow the children to draw and color pictures, write a note, or place stickers on the card. Be sure to have envelopes and stamps on hand.

12) **Teach children some short appropriate songs.** If you have some taped music, bring that to class and allow the children to sing along with the tapes. Perhaps you have someone in the congregation who is musical and can help. If the class is willing and ready, perform special music for the church on the Sabbath Day.



13) **Make bookmarks out of poster paper and yarn, then personalize them for special people.**

A child doesn't care how much you know until they know how much you care.

(Short and Simple Ideas Continued)

14) Make Memory Flowers. Cut petals from paper, write a part of a memory scripture on each petal, glue each petal to a wooden craft stick.



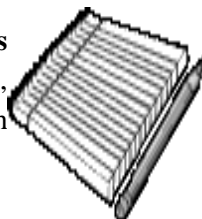
15) Fill small foam cups with salt or sand, and add your memory Flowers (described above).

16) Let children draw, color or paste pictures on paper plates, thread yarn or string through holes, and hang them at church or home.



17) Make a King's Crown the easy way. Using scalloped border trim (usually found in craft or school supply stores), cut to size of child's head, and let children color on jewels, or use sequins or other shiny materials. Glue or staple ends together.

18) Instruct older children to take notes during a sermon, and discuss the sermon, scriptures and theme at the next Sabbath school class.



19) Use Bible trivia questions to get the older children to look into their Bibles. Tell where the answer is and let them see who can find the answer first.

20) Make puppets out of paper bags, just by adding a few glued or drawn on details.

21) Allow time for sharing sessions. Children like to be heard, too. Let them read a scripture, say a poem, sing a song, tell of special blessings or family happenings. We can learn from our children, if we're willing to listen to what they have to say!

BASIC MATERIALS LIST

Compiled by Sabbath School Teachers


The following is a list of materials that you will need to have on hand at church or at school for teaching, and for simple craft activities. Be sure to plan ahead for all craft activities so you will have the needed supplies on hand!

1. Bible
2. Folders, binders
3. Pencils, markers, crayons, chalk (all colors)
4. Paper, poster, construction, notebook, cardboard
5. Boxes, plastic or cardboard (for storage of small supplies)
6. Stickers, labels (for recognition)
7. Scissors and rulers
8. Hole Puncher
9. Tape, scotch and masking
10. Glue, assorted (glue gun, if possible)
11. Stapler, extra staples
12. Paper clips, brass fasteners
13. Index cards, ruled and plain
14. Bulletin board, dry erase board, dry eraser markers and eraser
15. Cassette/CD player, assorted Bible music
16. Bible activity/resource/puzzle books



You may want to collect some of the following, for various craft activities:

1. Egg cartons
2. Hangers
3. Paint, brushes, old shirt
4. Contact paper, clear and decorative
5. Wallpaper remnants
6. Empty coffee cans
7. Empty yogurt and pudding cups
8. Yarn and string





SABBATH SCHOOL IDEAS FOR SMALL CLASSES


By Shelby Faith

Attendance in local Sabbath Schools varies from time to time, especially when illnesses are going around or when people take vacations, trips and children go to camps. What do you do when your class is small and there may be only a few children? We hope the following ideas will help if you find your class in this situation.

1) When classes are small, combine some of the age groups together. Prepare lessons ahead of time that will appeal to the different age groups, or use lessons from an outside resource such as "Children's Bible Activities Sheets". (See "Note" below.) These lessons feature a Bible story with two activity sheets, one activity sheet for the younger children and another for the older children. Be sure and copy the activity sheets ahead of time so you will have enough copies for each child.

2) Create activities and games that one child or several children can do. If your class is large enough, divide it into teams made up of equal ages on each team. Play games such as the following:

- **"Who Am I":** Each team or child should choose a Bible character and tell a little information about the character. The other teams or children will have to be able to name the character in order to win. Whichever team or child that names correctly the most characters is the winner.
- **Bible Scavenger Hunt:** You will need a concordance for this one. Make a list of objects that can be found in the Bible using a theme such as animals, food, jewels, countries, etc. Each team or child can look up the objects on the list, and whichever team finds where the most objects are located will be the winner. (Objects make the game more fun because you never know where a "gnat" or a "camel" may be hidden.)



- **Concordance Game:** Give each team or child a Bible concordance and see which team can come up with the correct scripture after the teacher has spoke a word or phrase from a particular scripture. This can turn into a game of speed and is very challenging. Of course, the children would have to be able to read to enjoy this game.

3) On a nice Sabbath Day take your class outside and enjoy the Sabbath. Tell each child to find something that God has made, and then have each child tell about their find. You may have to help the younger children with this. Examples:

- A leaf: Green in the summer but full of color in the fall. Ask how does that happen.
- An acorn: From this small seed a mighty tree grows. Ask how can that be.
- Feather: Look at the design. Ask what kind of bird does this come from, and how does it help the bird to fly.
- Rocks, grass, flowers, trees, bugs, etc.



Explain that each object the children have found has been made by our Creator, and we can admire His Creation just by looking around. Don't forget to explain that we are God's greatest creation, and marvel at how our hands, eyes, mouth, nose and toes work.

4) Gather the class together and ask each child to write down or tell what they want to be when they grow up. Ask them why they chose that particular vocation. (As a point of interest, you may want to do this every year. It's interesting to see how their vocations change as they grow older, and the children seem to get a chuckle out of hearing what their previous choices were.)

It's important to have Sabbath School classes even when attendance is small. Our children look forward to Sabbath School, and if only a few show up, it's still worthwhile. There are two rules to remember to have successful and stimulating classes when the classes are small. **KEEP THE LESSONS SIMPLE AND MAKE THEM FUN!**

Note: "Children's Bible Activities Sheets" can be purchased from Communication Resources at 1-800-992-2144 at a reasonable price.

RESOURCES, ETC, **General Helps**

52 Ways To Teach Children to Pray

By Christian Education Pub. 1-800-854-1531
(Ages 5-12) \$9.95

What Can I Say to You God?

By Elspeth Campbell Murphy Distributed by Chariot
Books, David C. Cook Pub.
1-800-323-7543) (Ages 7-9)

Illusions As Illustrations

By Roy H. Holmes
Distributed by Accent Publications
1-800-525-5550
#28234 (Ages 6-12) \$7.95
Children learn that "magic" is just a trick, that only
Jesus is real and that He never tricks them.

Creation/Evolution Posters

Distributed by Accent Publications
1-800-525-5550
#19810 (All Ages) \$3.99
Excellent resources to refute today's public school
Curriculum.

God Cares When I'm Being Punished

By Elspeth Campbell Murphy
Distributed by Chariot Books, David C. Cook Pub.
1-800-323-7543

When I'm Afraid

By Jane Belk Moncure
Distributed by Standard Pub. 1-800-543-1301
(Ages 5-9)

Bulletin Boards That Teach

By Sandra Sorlien
Distributed by Gospel Pub. House
1-800-641-4310 (All Ages) \$6.99
120 ideas about eight themes including Bible verses,
stories, life of Christ, prayer, etc.

Object Lessons About God

By Kyle Godsey
Distributed by Baker Book House Pub.
1-800-877-2665 (Ages 4-5)

Games, Puzzles, Activities

Handbook of Christian Puppetry

By Grace Harp
Distributed by Accent Publications 1-800-525-5550
#18697 (Ages 5-12) \$6.50

Non-Competitive Games

By Susan Butler
Distributed By Gospel Pub. House 1-800-641-4310
(All Ages) \$7.99
Over 100 entertaining games which promote relation-
ship-building.

100 Bible Games

By Edith Beauers Allen
Distributed by Gospel Pub. House 1-800-641-4310
(All Ages) \$4.99
Helps adults and kids get better acquainted with the New
Testament.

Web Sites with Lessons & Resources

www.ucgyouth.org

United Church of God, An International Assoc. Contains a
youth magazine, lessons, activities, and teen guides.

www.springvalley.com

By Marilyn Myers This site offers custom made buttons,
magnets, certificates, etc., customized for your Sabbath
school program.


Please send any resource information that would be
suitable for Sabbath School or in home school to.

Shelby Faith
P.O. Box 183, High Ridge, MO 63049
Email: sfaith@mindspring.com

Continued Visitor's Packet of Fun

Extra goodies for all: bookmarks, stickers, erasers, small
memo pads (for notes during services!), copy of a daily de-
votional book (check your local bookstore).

Your visitors will feel more welcome when you provide
them with a fun packet. The materials will both educate and
entertain. Assembling a few packets ahead of time will
assure you of being prepared whenever visitors arrive!



THE RESOURCE CORNER

CHILDREN'S BIBLE ACTIVITY SHEETS

Published by Communication Resources, Inc., 4150 Belden Village St. (4th Fl.) Canton, Ohio 44718. Nominal cost. Phone: 1-800-992-2144 (See sample sheets on page 6 and 7).

Review: Activity sheets include a lesson and 2 activities for the younger children and older ones.

YEA SABBATH SCHOOL BOOKS

Published by Christian Education Ministries (CEM), P. O. Box 560, Whitehouse, TX. 75791. Phone: 1-903-509-2999. Email: adm@cemnetwork.com.

Review: Sabbath school lessons available for youth of all ages. You can order a book for every child in your home or Sabbath school class and teacher's guides also available. Nominal cost.

SABBATH KEEPING YOUTH (SKY)

Catalog of resources and lessons available from Church of God, International, P.O. Box 2525, Tyler, TX. 75710 Phone: 1-903-825-2525. You may view SKY at www.cgi.org.

Review: At this site youth may chat, ask questions, contribute Bible stories, etc. Lesson plans available at the Parent/Teacher Connection Resources at this site also. No cost.

BIBLE LESSONS & ACTIVITIES FOR ALL AGE GROUPS

Published by Accent Publications, P.O. Box 15337, Denver, CO 80215

Review: Booklets contain 12-13 weekly lessons, activities and Bible verses. Nominal cost.

NEW TESTAMENT BIBLE ACTIVITIES

Published by Rainbow Publishers, Div. Of Success with Youth, P. O. Box 261129, San Diego, CA 92126

Review: Activities for ages 8 - 14. Can be reproduced for class use. (Sold at Christian Bookstores).

BIBLE ACTIVITY SHEETS (By Nellie de Vries)

Published by Baker Book House, P.O. Box 6287, Grand Rapids, MI 49516-6287.

Review: Reproducible copyright - free Bible activity sheets, contains about 100 activities. (Bookstores)

THE COMPLETE BOOK OF BIBLE TRIVIA

(By J. Stephen Lang)

Published by Tyndale House Publishers, Inc.

Review: Contains about 4,500 questions and answers based on the Bible, for all age groups. (Sold at Christian Bookstores).

BIBLE CROSSWORDS (By Linda Krein)

Published by Shining Star Publication, Div. Of Good Apple, Inc., Box 299, Carthage, IL 62321-0299

Review: Reproducible for ages 8 to adult, contains about 40 pages of crossword puzzles and answers. (Sold at Christian Bookstores).

BIBLE CRAFTS ON A SHOESTRING BUDGET

Published by Rainbow Books (Sold at Christian Bookstores)

Review: Easy-to-do crafts using inexpensive materials, reproducible and for various age groups.

LITTLE HANDS CAN TOO

Published by Concordia Publishing House, 3558 S. Jefferson, St. Louis, MO 63118

Review: Contains 37 fun craft projects using easy-to-find materials for ages 3 - 8. (Sold at Christian Bookstores).

CRAFTS, STICKERS & NOVELTIES

Order free catalog at 1-800-228-2269 or view online at www.orientaltrading.com.

*T.O.D.A.Y. NEWSLETTER
A Quarterly Publication by:
Churches of GOD Outreach Ministries
P.O. Box 54621, Tulsa, OK. 74155-0621*

Shelby Faith - Editor/ Coordinator

*Production and Layout
Matt Hellwege & Linda Smith*

T.O.D.A.Y. CONTRIBUTORS

YOU!!

Shelby Faith

Bill Faith

Cynthia Saladin

Diane Whaley

Diane Kleeschulte

HANDLING AND MAILING

Rick Gawith

Sherry Gawith

Brian Gawith

Matt Gawith

"Children's children are the crown of old men; and the glory of children are their fathers" Proverbs 17:6