

“GET WISDOM”

By Steven J. Kieler



Book of Proverbs



As a young man I always appreciated short sayings. Most of them were humorous and gave a little chuckle but not to worry, those were days long since past; days shortly before everything said contained bad language or took the name of God in vain.

There were many sayings that you may have heard from your mother or grandmother. Sayings like: “A bird in the hand is worth two in the bush”, “Make hay while the sun shines”, or “Idle minds are the devil’s playground”. Sometimes we would play with the words and “corrupt” the saying. For example: “Idle minds are shiftless.” It added a little humor but at the same time helped to imbed the saying in our minds.

Most of them are good and we can learn much from them. They are like short sermons, bits of advice, easy to remember, that we carry with us in the back of our mind and we can recall and apply them as needed. They give us direction in morality, working and study habits, and getting along with others. Some are cute but may not be true. “Familiarity breeds contempt” should usually, it seems to me, be better read “Familiarity breeds appreciation”.

There is a place where you can find a lot of good advice and it’s all true. Go the Book of Proverbs in your Bible. These sayings were written mostly by a man called Solomon. He asked God for wisdom and God gave it to

him.

(I Kings 4:29-31) “And God gave Solomon wisdom and understanding exceeding much...And Solomon’s wisdom excelled the wisdom of all the children of the east country, and all the wisdom of Egypt. For he was wiser than all men...”.

Wisdom isn’t “all you know” or how smart you are. It’s knowing how to use what you know in the right way to produce good results and avoid the bad. Proverbs says it’s the “principle thing”; that means it’s the most important thing you can learn. There are a lot of extremely intelligent people out there, and I’ve met a few that don’t have the sense to come in out of the rain. Some are “professional students” and the scripture says of them, “Ever learning, and never able to come to the knowledge of the truth”. **(2 Timothy 3:7)** They are very smart but lack wisdom.

(Continued on Page 3)

IN THIS ISSUE

ARTICLES

“Get Wisdom”	1 - 3
PERSONAL NOTE and “Dear God”	2
Letters	
Sabbath Studies For Children	3
Activity Sheets	4 - 5
Youth Bible Lessons—Spring Holydays	6 - 7
“Before I Was A Mom”	7 - 8
THE RESOURCE CORNER	8

Personal Note

Hello Everyone,

Spring is just about upon us, and the Holydays are just around the corner. I always look forward to keeping the Lord's Passover (Lord's Supper) and the Days of Unleavened Bread. It's the time of the year we recommit ourselves, look back on the past year and see where we have come short. Hopefully, we can also see where we have grown in grace and knowledge.

We should also be teaching our children about the Holydays, what they mean and why we should keep them. (See the Winter Issue 2002-3, Page 4, Article "Do Your Children Know What the Spring Holydays Represent?")

In this issue, we have "Dear God" letters (funny and sweet), two activity sheets which I prepared for the Spring Holydays for your children to work on, and lessons for these Holydays for you to use at home or in Sabbath School. We also have Mrs. Sharon White's "Sabbath Studies for Children" column. If any of you have come across articles or resources that we could use in this newsletter, please share these with us at the address below.

We need feedback from our readers. Are you able to download the TODAY newsletter without any problems? Do you enjoy the contents? Do you have other topics you would like to see in the newsletter? Would you share your ideas, teaching methods, parenting skills, activities, etc. with us. We need original crafts, puzzles, quizzes and other material that might help parents and teachers in teaching our children.

Until next time,

*Shelby Faith
P O Box 183
High Ridge, MO*

63049

Email: sfaith@mindspring.com

"Dear God" Letters



Dear God,

I want to be just like my daddy when I get big, but not with so much hair all over.

Dear God,

My brothers told me about being born, but it doesn't sound right. They are just kidding, aren't they?

Dear God,

If you watch me in church this week, I'll show you my new shoes.

Dear God,

In school we learned that Thomas Edison made light. But at church we read that you did it. Did he steal your idea?

Dear God,

Maybe Cain and Abel would not kill each other so much if they had their own rooms. It works with my brother.

Dear God,

I do not think anyone could be a better God. Well, I just want you to know that I am not just saying this because you are God already.

Dear God,

How did you get so many animals on the boat with Noah without making a big mess? My mom says my room is a mess and I only have a couple of stuffed teddy bears.

Dear God,

I forgot to pray last night. I hope you won't remember and hold it against me. So forget that I told you that and just remember that I'm making up for it tonight.

(Most of the above was submitted by Suzanne Temple from the Internet.)

“Get Wisdom” Continued from Page 1

God had these proverbs recorded and preserved for you so you could be as wise as Solomon. Notice the list of the good things wisdom can do for you. They are printed in bold type. **(Proverbs 1:1-5)** “The proverbs of Solomon the son of David, king of Israel; **to know wisdom and instruction; to perceive the words of understanding; to receive the instruction of wisdom, justice, and judgment and equity; to give subtlety to the simple; to the young man knowledge and discretion.** A wise man will hear, and will **increase learning;** and a man of understanding shall **attain unto wise counsels.**” Look these verses up in some different translations and it may be easier for you to understand.



Some proverbs are easily understood. **(Proverbs 20-22)** “Say not thou, I will recompense evil; but wait on the LORD, and he shall save thee.” **(Proverbs 28:18)** “Where there is no vision, the people perish, but he that keepeth the law, happy is he.”

But with some it is easy to miss the real point. **(Proverbs 1:8-9)** “My son hear the instruction of thy father, and forsake not the law of thy mother; For they shall be an ornament of grace unto thy head, and chains about thy neck.” What are these chains? You might jump to the conclusion they are chains of slavery, or ropes that tie you up or restrain you. In fact, they are beautiful necklaces that indicate royalty. They are worn by kings and princes who exercise power and authority with wisdom. Some commentaries are helpful in explaining these fine points, or you could purchase a book that explains the proverbs.

After you have learned some basics, progress to learning what are the seven pillars of wisdom. Try to link the proverbs to other scriptures and lessons. For example, relate **Proverbs 16:7** with **I Peter 3:8-13**.

If your Bible has center margin references, it may help you a little in your study. Group the proverbs together that deal with morality, wisdom, fools, economics, etc.



Get the kids involved in the study. **But most importantly, teach them to your children. You might even learn a trick or two yourself!**



SABBATH STUDIES FOR CHILDREN

(By Mrs. Sharon White)

1. You will need heavy stock colored paper and enough papers for all the students, plus a few extra in case of a mistake or unexpected visitors.
2. The teacher will need to type up Deuteronomy 5:6-21 and verse 29 at the end. Use 12 font, Times New Roman, and put a thin border around the passage. Leave plenty of space around the verses for artwork. Print copies for the class using the heavy paper.
3. Give a sheet of paper to each child. Read it to them while they color and decorate the “frame” of the sheet.
4. Encourage them to take the sheet home and have Mom or Dad either tape it to the wall, next to the front door or put on the refrigerator.
5. As an alternate you could use Exodus 20:1-17, with verse 20 at the end. If the children do both sheets they could have one for the front door and the other at the back door.
6. Tell the children to read the entire passage out loud at least once a day before going out. This can be read to younger children by parents or older siblings. Children as young as 6 years old will acquire excellent reading skills, and will very quickly have the verses memorized. Each week remind the children to read the passages every day.
7. At the end of about 2 months, ask the children if anyone has the passage memorized and encourage parents to test them at home. Offer stickers or awards to recognize their achievement.

(Mrs. White is the mother of 5 children, and she teaches her children using the methods she is sharing with us.)

OLD TESTAMENT PASSOVER

Find the Hidden Words

2003 Shelby Faith

T M O W S B V J E F E C J
H D H M T M V O A I S K D
G R E V O S S A P R U V K
I U A H T S A E F S O D Y
N S O W C Q X F K T H E P
D P R Y E I Q D Z B L A I
I X H A O S T J Y O H T N
M B B V E M E V U R R H Z
L O R D L L L W A N C T U
M R C H I L D R E N B B S

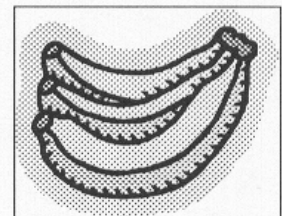

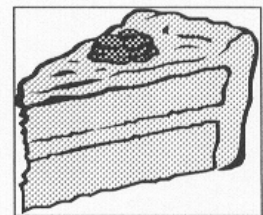



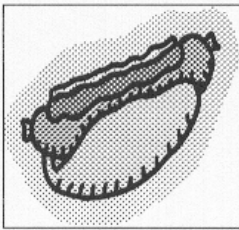



CHILDREN
LORD
FIRSTBORN
HOUSE
CRY

ISRAEL
DEATH
PASSOVER
LORD
MIDNIGHT

UNLEAVENED BREAD

2003 By Shelby Faith

1. How many days are we to keep the Days of Unleavened Bread?
2. What is leavening?
3. In the pictures below draw a circle around the food that does not have leavening in it.
4. Draw a "X" on the food that has leavening in it.



Youth Bible Lessons

Passover/ Days of Unleavened Bread

By Shelby Faith



Teachers/Parents:

These lessons can be used to help the children understand about Passover and Days of Unleavened Bread, and why we keep these Holydays. We compare the Old Testament Scriptures and the New Testament Scriptures. It may take several lessons to teach this material.

Old Testament Passover:



Ex. 12:6: A lamb was to be killed on the 14th day of the first month (at evening). The blood of the lamb was to be painted on the side posts (lintels), and over the door of each house of the Israelites. (At this time they were captive in Egypt.)

Ex. 12:11-13: The death angel was to pass over at midnight, and kill all the firstborn of man and beast. All of Israel were to stay in their houses. Any house having the blood on the door posts was to be “passed over” (spared). The lamb was to be roasted whole and eaten in haste.

Ex. 12:42: It was a night to be much observed and remembered.

(Look up the above scriptures and read them to the class, or have several of the students read these scriptures to the class. Then ask the students the following questions:)

1. What is the Passover?
2. How and where was the first Passover to be observed?
3. What was going to happen at midnight?
4. Explain what “firstborn” means. Ask who is the firstborn in each child’s family.

New Testament Passover:

Matt. 26:1-2 Jesus said in two days would be the Passover, and he would be crucified.

John 13:1-5 The night before the Old Testament Passover,

Christ and His disciples came together for the last supper before Christ would be killed. During supper Christ rose and washed His disciples’ feet. He commanded them (and us) to do likewise. (Verses 12-15) Then Christ instituted new symbols, bread and wine, which represented His body and blood. By His death, He became our Passover Lamb. (**I Cor. 5:7, I Cor. 11:20**)

(The following scriptures may be also added to this lesson if time allows and correlates with the scriptures already given.)

Preparation for Last Supper—**Matt. 26:17-19, Mark 14:12-16, Luke 22:7-13**

Foot washing—**John 13:1-20**

New Covenant—**Matt. 26:26-29**

Bread and wine instituted—**Mark 14:22-25, Luke 22:14-23**

(Questions to ask the students about this section of the lesson)

1. Did Christ keep the Passover?
2. Who did He keep the Passover with?
3. What is another name for the Passover? (Called the Lord’s Supper or commonly called the Last Supper.)
4. What new symbols did Christ institute at this time?
5. Explain the foot washing ceremony and how it is done.

Days of Unleavened Bread:

Ex. 12:15-18: Israel was commanded to eat unleavened bread for 7 days.

Ex. 6:19: Israel went out from Egypt by night. (**See Deut. 16:1**)

Ex. 12:29-39: Israel left Egypt in haste, and their bread dough didn’t have time to rise. For seven days, they were to put any leavening away from their camps.

(Class should look up the above scriptures and read them out loud. Then ask the following questions:

(Continued on Page 7)

“Youth Bible Lessons” - Continued from page 6)

1. How many days was Israel to eat unleavened bread?
2. When did Israel leave Egypt?
3. What is leavening? (Give definition: substances used to puff up or cause to rise, such as yeast, baking powder and baking soda used in cakes, bread, cookies, etc)

Are The Days Of Unleavened Bread Kept In the New Testament?



I Cor. 5:7: Paul told the Corinthians to keep this feast as they were unleavened (physically). This was many years after Christ had died.

Verse 8: “Let us therefore celebrate the festival, not with the old leaven, the leaven of malice and evil, but with the unleavened bread of sincerity and truth.” (Revised Standard Version)

Explain how sin is compared to leavening. Sin puffs us up, just like yeast or baking soda puffs up dough.

(The class should read these scriptures and be able to answer the following questions:)

1. Do you think that God wants us to keep the Days of Unleavened Bread?
2. How can we know that we should be keeping this festival? Where does the Bible tell us that we are to keep these Days of Unleavened Bread?
3. What are we to do on these holydays? How does your family celebrate these days?

Activities for church or home:

1. Have the children draw a door and color the side posts and over the door using a red crayon or marker. Reiterate again how Israel had to kill the lamb, paint their doorposts with the blood and stay inside their homes until the death angel passed over. (Explain to them that they are not to paint or color the bottom door sill, because the red color represents Christ’s blood, and we are not to walk over Christ’s blood or trample it under our feet.)

2. Have the children talk about leavening, what it is, and what products may have leavening in them. Let them make a list of products that usually are leavened.
3. Ask the children what does their family do to put the leavening and leavened products out of their home, and how do they help out.
4. Ask if their family has any special traditions they observe at this time of the year. Do they go shopping with their parents and look at labels to make sure there is no leavening in the item they are going to buy?
5. If the church group gets together for the Night To Be Much Observed and after the meal is over, you might have the children recite what happened that night. Tell them how Moses kept going to Pharaoh, and Pharaoh refused to let the Israelites leave Egypt. Each time, Moses said, “Let my people go” when he went before Pharaoh. Then God told Moses to tell the people to kill the lamb, paint the doorposts with the blood, eat the lamb and stay in their houses until after the death angel passed over. Finally after all the firstborn of Egypt died, including Pharaoh’s son, Moses was told to get the Israelites out of Egypt. They were finally free to leave Egypt and slavery, free to go to the Promised Land! And Israel rejoiced greatly when this finally came about.

(Write a narrative of this story about this special night, and assign each child a part of the story to read out loud to the group. We did this and had a couple of young children that had not yet learned to read. So their part was to yell out “Let my people go” every time the other children came to that part of the story where Moses would go before Pharaoh. At the end of our narrative, all the children recited together, “This is why this night is observed and remembered.” It was a great time for everyone, and all enjoyed that part of the evening, especially the children.)



“Before I Was A Mom”

Before I was a Mom, I made and ate hot meals. I had unstained clothing. I had quiet conversations on the phone. I slept as late as I wanted and never worried about how late

(Continued on Page 8)

("Before I Was a Mom" - Continued from Page 7)

I got into bed. I brushed my hair and my teeth everyday.



Before I was a Mom, I cleaned my house each day. I never tripped over toys or forgot words to a lullaby. I didn't worry whether or not my plants were poisonous. I never thought about immunizations.

Before I was a Mom, I had never been puked on, spit on, chewed on. I had complete control of my mind and my thoughts. I slept all night. I never held down a screaming child so that doctors could do tests or give shots. I never looked into teary eyes and cried. I never got gloriously happy over a simple grin. I never sat up late hours at night watching a baby sleep.

Before I was a Mom, I never held a sleeping baby just because I didn't want to put it down. I never felt my heart break into a million pieces when I couldn't stop the hurt. I never knew that something so small could affect my life so much. I never knew I would love being a Mom.

Before I was a Mom, I didn't know the feeling of having my heart outside my body. I didn't know how special it could feel to feed a hungry baby. I didn't know there was bond between a mother and her child. I didn't know that something so small could make me feel so important.



Before I was a Mom, I had never gotten up in the middle of the night every 10 minutes to make sure all was okay. I had never known the warmth, the joy, the love, the heartache, the wonderment or the satisfaction of being a Mom. I didn't know I was capable of feeling so much before I was a Mom..


Thank you God, for blessing us with the privilege of taking care of your little ones, and for all these wonders you made us aware of through these precious little ones.

BIBLE FACTS & TRIVIA

*What are the total number of books in the Bible?
How many books are in the Old Testament?
How many books are in the New Testament?
What language is the O. Testament written in?*

*What language is the N. Testament written in?
What are the first and last books in the O. Testament,
and what are the first and last books in the N.
Testament?*

(Try to answer these without looking it up.)



**The Resource
Corner**

Crafts and Novelties:

Oriental Trading Company, Inc.

www.orientaltrading.com 1-800-2282269

Go online to view what this company offers in crafts, pin and bookmark sets, puzzles, nylon bracelets, stamps and pads, stuffed animals, pencils, lots of crafts to make including all the materials, stickers, key chains, flashlights, bouncing balls and all kind of novelties that can be used for a small class or a larger one. Most items come in multiples of 1 dozen for \$1.95-\$9.95. There are religious items, some with crosses, but there are plenty to choose from. You can also call the above number and ask for their free magazine and look it over. If you're looking for some ways to make your lessons more interesting, this just might be the answer. These items can also be used for awards and rewards.

T.O.D.A.Y. NEWSLETTER
A Quarterly Publication by:
Churches of GOD Outreach Ministries
P.O. Box 54621, Tulsa, OK. 74155-0621

Shelby Faith - Editor/ Coordinator

T.O.D.A.Y. CONTRIBUTORS

YOU!!

Steven J. Kieler

Suzanne Temple

Sharon White

Web Production

Rick Gawith

*"Children's children are the crown of old men; and the
glory of children are their fathers" Proverbs 17:6*